



**STORMWATER INLET MARKING
(SWIM) PROGRAM
MEDALLION APPLICATION TRAINING**

Keeping Lake Conroe Clean

- One of the highest quality waterbodies
- Meets all of the Clean Water Acts standards
- Our community actions play a big role in preserving our high water quality



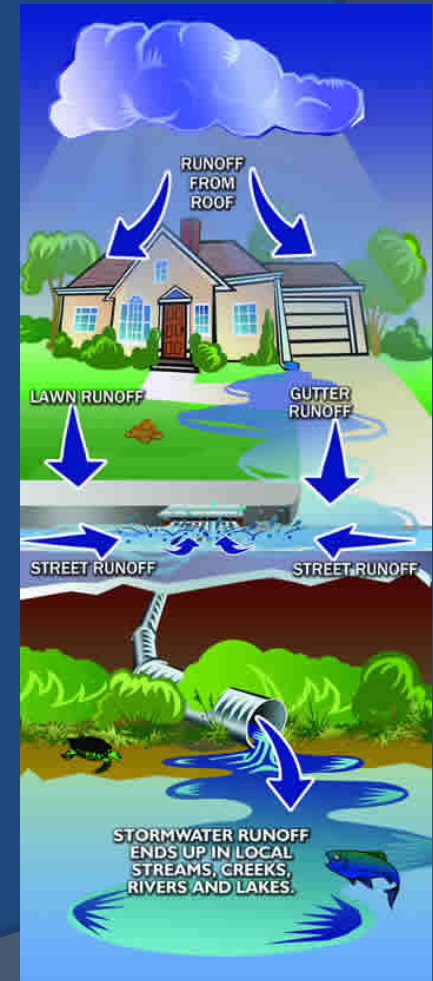
It Starts with Our Actions!

- Proper disposal of pet waste
- Pick up trash and don't litter
- Dispose of chemicals and oils properly
- Correct application of fertilizer, pesticides, and herbicides
- Proper construction site stormwater management




Drains to the Lake

- The water that flows down our streets and into the drains flows directly into the lake without being filtered or treated.



Watershed Protection Plan

- Created in 2015
- Purpose:
 - Monitor water quality
 - Reduce problems from future growth
 - Educate the public



Stormwater Inlet Marking (SwIM) Program

- Used all across the nation as an educational tool for watershed protection.
- Community Involvement
 - The SwIM program consist of volunteers applying permanent medallions to mark the storm drains in neighborhoods around Lake Conroe

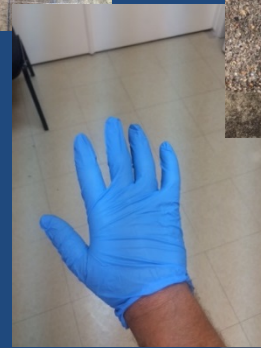



Volunteer Opportunity

- Choose your neighborhood
 - The neighborhood must drain into Lake Conroe
 - The streets must have curbs and gutters instead of ditches
 - The size of the neighborhood must be appropriate to the volunteer team size
 - A team of 2-4 people can usually apply 40 medallions in a half day
 - SJRA will help you in determining size of neighborhood and amount of storm drains to mark based on your team
- Submit your application documents
 - All groups participating in the SwIM program must submit an application package with a waiver form, which can be obtained online at www.sjra.net or by contacting the SJRA Lake Conroe Division at (936) 588-1111

SwIM Kit

- Each volunteer group will be supplied with SwIM Kits
- Each kit has all the supplies needed and the proper safety attire to apply the Swim Markers:
 - Non-latex gloves
 - Safety cones
 - Safety vests
 - Wire Brush
 - Caulk Gun
 - Adhesive
 - Medallions
 - Buckets



SwIM Medallion Installation

⦿ Safety First

- An adult must accompany every group
- Safety vests and gloves must be worn
- Safety cones must be used
- One person look out



Prepare the Application Area

- Use the provided wire brush to clean the application area.
 - The application area will be the center of the stormwater inlet.




Applying Medallions



- Medallions should be applied near the center of the storm outlet
- Apply adhesive to the back (silver side) of the medallion in a circular pattern
- Only apply medallions to concrete and not the metal man-hole covers
- Place medallion with the words readable from the road firmly onto cleaned area


Mapping Storm Inlet Locations

- A mobile app can be used to collect the location of the inlet
 - Free, downloadable app
 - 100% voluntary
 - Helps to build a dataset of storm inlets around Lake Conroe for future mapping



Mapping Storm Inlet Locations

- The mobile app:
 - Finds your location
 - Uses aerial imagery
 - Lets the user drop a pin on the storm inlet location
- If you volunteer to collect data using your phone
 - Instructions & demonstration will be provided



Questions??